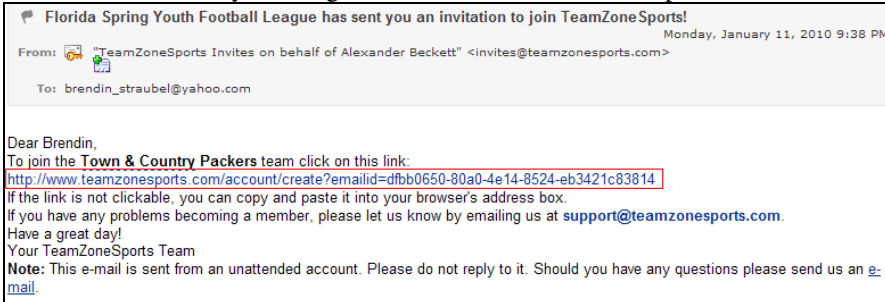




HOW TO REGISTER YOUR TEAM AND PLAYERS FOR THE FSYFL TOURNAMENT

Please Note: Only take this step if you are definitely participating in the tournament and have checked in with the FSYFL Corporate Representative.

1. Go to the FSYFL Registration Page and Click on the “Register My Team Now” Link
2. Fill in the Registration Form and submit
3. Within 24 hours you will get an email from Team Zone Sports that will look like this



4. Click on the link. It will take you to the User Name and Password Set Up page. Choose a user name and password. **WRITE THIS DOWN** as it will be the user name and password you use to access your team page and roster.

Create a New Account.
Complete the forms below and click **Join Now** to sign up.

First Name

Last Name

Email Address

Verify Email

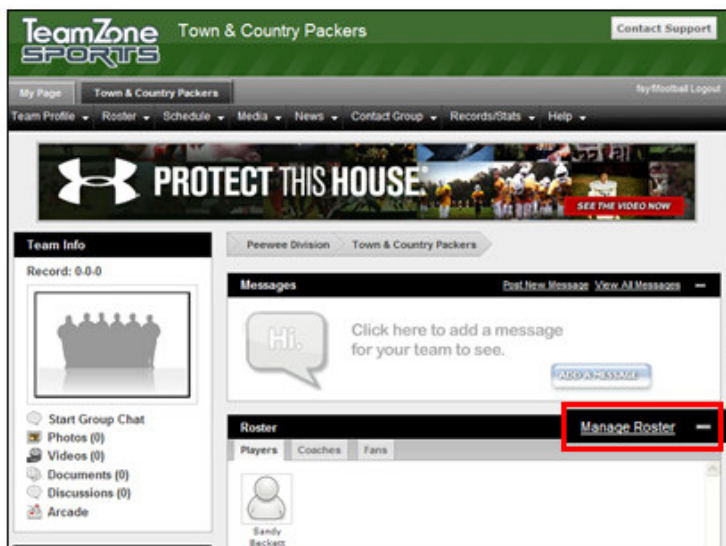
Username

Choose Password
*Password must be at least 6 characters long.

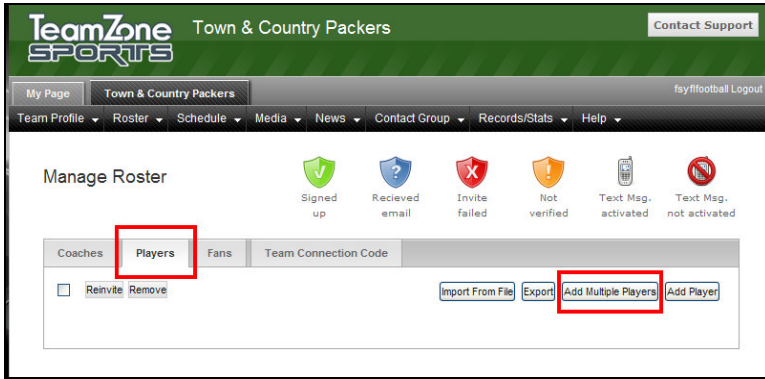
Verify Password

Zip/Postal Code

5. It will create your personal team zone. From here you can access your Team’s web site. Click on the “Manage Roster” Button



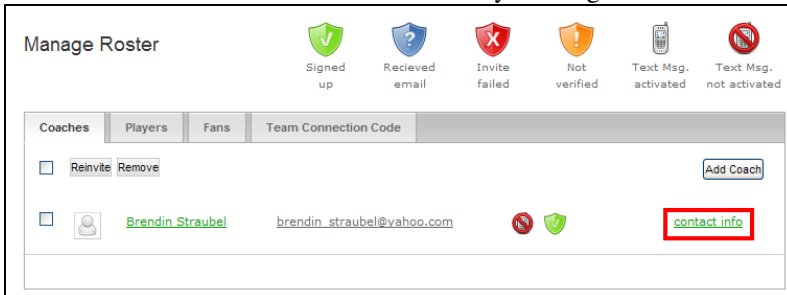
6. Click on the “PLAYERS” tab and choose the “ADD MULTIPLE PLAYERS” button (or you can add a single player)



7. You register all the players on your team roster by first adding their names and emails and click on “Save and Invite” button **COACHES - DO NOT USE THE SAME EMAIL ADDRESS FOR YOUR SON AS THE SYSTEM WILL CONFUSE THE TWO OF YOU...LEAVE YOUR SON WITHOUT AN EMAIL IF HE DOESN'T HAVE AN INDIVIDUAL EMAIL OF HIS OWN.**

The 'Invite Member' form has a 'Save and Invite' button at the top left, highlighted with a red box. Below it is a note: '* First and Last Names are Required'. The form has three columns: 'First Name', 'Last Name', and 'Email'. The first row contains the text 'Sandy', 'Beckett', and 'indvB@Q3solutions.com'. There are four empty rows below for additional entries.

8. You then add their contact information by clicking on the “Contact Info” button



9. The **only** two pieces of **additional** information that the FSYFL requires in the contact info page is “Number” and “Birthday”. The number can be entered when the coaches assign them.

The 'Edit Information' form has a 'Save' and 'Cancel' button at the top right. It includes several fields: 'Type' (with checkboxes for Admin, Leader, Member, Parent), 'Number' (highlighted with a red box), 'Position', 'First Name' (Brendin), 'Last Name' (Straubel), 'Email Address' (brendin_straubel@yahoo.com), 'Home Phone' (813 728 7754), 'Cell Phone', 'Address', 'City, State, Zip', 'Country' (USA), 'Birthday' (with dropdowns for Month, Day, Year, highlighted with a red box), 'Gender' (Male/Female), 'Shirt Size' (Medium), and 'Pant Size'.

Please Note: This process has created a team website. You can use all of the features that are offered to run your team if you wish. ALL THE FSYFL REQUIRES IS THAT YOU REGISTER ALL OF YOUR PLAYERS AS DETAILED ABOVE. This is the roster that the FSYFL will use to certify your file folders and handle payments and game field entry.